

MOORING BOAT 2402

A specialized port vessel, designed to satisfy the operational demands of shipowners and the regulations of port authorities at an international level.

With a **length of 8.70 meters** and a **pulling force of up to 2 tons**, this vessel is optimized to perform mooring and unmooring tasks with maximum efficiency and safety.



LOA
8,70m



SPEED
8Kn



PROPULSION
Diesel



PAX
2







MAIN PARTICULARS	
LOA	8,70m
BEAM	3,6m
DEPTH	1,50m

PROPULSION	
TOTAL POWER	230 CV a 2.200 rpm
PROPELLER	1X840mm 4 PALAS DE PASO FIJO
STEERING SYSTEM	RUDDER WITH HIGH PERFORMANCE FLAP

CAPACITIES	
BOLLARD PULL	2t
SPEED	8kn
FUEL CAPACITY	1,2m³



SYM NAVAL MOORING BOATS

-  TECHNOLOGY
-  CUSTOMIZATION
-  MANEUVERABILITY
-  RELIABILITY



ENGINE ROOM:

Designed to maximize accessibility to engines and key equipment, facilitating inspection and quick maintenance tasks that are vital for operational continuity.

NAVIGATION BRIDGE:

Provides full 360° visibility, a critical factor for safety and precision during maneuvers.

Its design, compactly integrated into the vessel's superstructure, prevents potential impacts with assisted ships, minimizing risks and damage.



Barcelona
Panama
Lima
Santo Domingo

+34 934 910 450
info@sym-naval.com
www.sym-naval.com

Muelle Comercial s/n,
Puerto de Vilanova i La Geltrú
08800 Barcelona, Spain

COMMERCIAL
comercial@sym-naval.com

The logo for SYM NAVAL is presented within a white square frame. The word "SYM" is in a large, bold, white sans-serif font, with the word "NAVAL" in a smaller, bold, white sans-serif font directly beneath it.

SYM
NAVAL